



## Operating and Maintenance Manual

---

Sonic toothbrush - SWSO10001

Rev. 00-02/18

---



waterpowered  
smart natural devices

**Water Powered S.r.l.**

**Sede:** Via Repubbliche Marinare, 124 – 80147 – Napoli (NA) – Italy

**Tel:** +39 0815592589

**Mail:** [customer@waterpowered.eu](mailto:customer@waterpowered.eu)

---

## SUMMARY

### Section1

<b>Section 1</b> .....	<b>3</b>
<b>Declaration of conformity</b> .....	<b>4</b>
<b>MANUFACTURER'S DATA</b> .....	<b>4</b>
<b>AUTHORIZED ASSISTANCE</b> .....	<b>4</b>
<b>PRESENTATION OF THE MANUAL</b> .....	<b>5</b>
Conventions .....	6
Pictograms .....	6
Additional notes on the documentation .....	7
<b>Section 2</b> .....	<b>8</b>
<b>Warranty</b> .....	<b>9</b>
<b>GENERAL SAFETY RULES</b> .....	<b>10</b>
Attention .....	10
Safety rules .....	10
<b>DESCRIPTION</b> .....	<b>10</b>
<b>Technical data</b> .....	<b>11</b>
<b>Unforeseen Uses</b> .....	<b>12</b>
<b>Residual Risks</b> .....	<b>12</b>
<b>Section 3</b> .....	<b>14</b>
<b>UNWRAPPING INSTRUCTIONS</b> .....	<b>15</b>
<b>Handling</b> .....	<b>15</b>
Handling procedure .....	15
<b>POSITIONMENT OF THE BASE</b> .....	<b>15</b>
Preliminary checks .....	15
Charging the battery .....	16
<b>How to use</b> .....	<b>17</b>
Instructions for use: .....	17
<b>Section 4</b> .....	<b>18</b>
<b>MAINTENANCE</b> .....	<b>20</b>
Safety .....	20
Periodic Maintenance .....	20
<b>SPECIAL MAINTENANCE</b> .....	<b>20</b>
<b>OUT OF SERVICE</b> .....	<b>20</b>
Deactivation of the product .....	20
<b>DISPOSAL</b> .....	<b>21</b>

# Section 1

**Declaration of conformity**  
**Manufacturer's data**  
**Documentation information**

**Declaration of conformity**

The toothbrush described in the present documentation when sold is accompanied by the declaration of conformity, written in accordance with the laws in force in the European territory.

**NOTE**

*BEFORE USING THE PRODUCT IN ANY FORM, CHECK THE PRESENCE OF THE DECLARATION OF CONFORMITY.*

**NOTE**

*IF THE PRODUCT IS SOLD TO A THIRD PARTY, ALL THE DOCUMENTATION MUST BE DELIVERED TOGETHER WITH IT.*

**MANUFACTURER'S DATA**

Company name	Water Powered S.r.l.
Company headquarters	Via Repubbliche Marinare, 124 – 80147 – Napoli (NA)
VAT number	07882470631
Office Phone	+39 0815592589
E-mail	<a href="mailto:customer@waterpowered.eu">customer@waterpowered.eu</a>
Web site	<a href="http://www.sowash.it">www.sowash.it</a>

**AUTHORIZED ASSISTANCE**

The authorized assistance on the product is performed directly by WATER POWERED S.R.L. or appointed by one of their own qualified technicians.

## PRESENTATION OF THE MANUAL



### NOTA

*UPON RECEIPT OF THE PRODUCT, BEFORE PERFORMING ANY OPERATION, READ THE PRESENT MANUALLY CAREFULLY.*

The present manual contains instructions for the placement , the recharge, the use and maintenance of the sonic toothbrush SWSO10001. The manual is compost of various sections, each of which deal with a series of topics, divided in chapters and paragraphs.

The general index lists all the topics covered in the entire manual. The numbering of the pages are progressive, and on each page the same number is reported. This manual is intended for the user in charge of positioning, to charge, use and the maintenance of the toothbrush, and is not relative to the technical life after its production and sale.

In the event that it is subsequently transferred to a third party for any reason (Sale, loan for use, or for any other reason ), the toothbrush must be delivered complete with all its documentation.

**Before starting any operation it is necessary to have read the entire manual and then carefully read the topic related to the operations that are intended to be carried out.**

This manual contains proprietary information and cannot even be partially supplied to third parties for any use, without the prior consent of the company WATER POWERED S.R.L.

WATER POWERED S.R.L. declare that the information contained in this manual are congruent with the technical and safety specifications of the toothbrush to which the manual refers.

A certified copy of this manual is stored in the technical file of this toothbrush, conserved by WATER POWERED S.R.L..

WATER POWERED S.R.L. does not recognized any documentation that was not produced, released or distributed by them or by an authorized representative.

The present manual like all the technical files, will be conserved by the manufacturer for the period prescribed by law.

During this period a copy of the documentation accompanying the product may be requested at the time of sale.


The entire technical file remains available for this period exclusively for supervisory authorities, who may request a copy.

After this period , it will be the obligation and care of who manages the product, make sure that both the product and the documentation , comply with the laws in vigor, at the time of inspection.


## Conventions

In order to obtain a more immediate understanding of the topics, graphic and typographical symbols and conventions have been described below.


### Graphic warning conventions

**NOTE**

*THE NOTES CONTAIN IMPORTANT INFORMATION, HIGHLIGHTED OUTSIDE THE TEXT TO WHICH THEY REFER.*

**ATTENTION**

*THE INDICATIONS OF ATTENTION INDICATE THOSE PROCEDURES WHOSE TOTAL OR PARTIAL NON-COMPLIANCE CAN EXPOSE A USER TO DANGER.*

**DANGER**

*THE INDICATIONS OF DANGER INDICATE THOSE PROCEDURES WHOSE TOTAL OR PARTIAL INOBSERVANCE MAY RESULT IN DAMAGE OR INJURY TO THE HEALTH OF THE USER, OR OTHER PEOPLE NEARBY. SERIOUS DAMAGE TO THE PRODUCT.*

## Pictograms

The following pictogram is present in the toothbrush charging platform:

### Dangers



Risk of electric shock  
Area under pressure



**ATTENTION!**

The warning plates and the pictograms which perform safety functions must not be removed, covered or damaged.

**Additional notes on the documentation**

- The company reserves the right to make partial or total changes to the product, which may therefore differ from the description included in this manual.
- For any clarification or ulterior information visit our site [www.sowash.it](http://www.sowash.it) or contact the assistance by email [customer@waterpowered.eu](mailto:customer@waterpowered.eu) (or [support@waterpowered.eu](mailto:support@waterpowered.eu) only for USA and Canada).
- Distributed in USA and Canada by WP North America, Inc.
- Rev. 00-02/18

## Section 2

**Warranty**  
**General safety rules**  
**Technical features**  
**Unforeseen uses**  
**Hazard risks**



## Warranty

The warranty regulations are valid only if the toothbrush is used in the conditions of intended use.

Exclusion for ordinary and special maintenance interventions as described in the **maintenance section** and performed with the procedures indicated, any repair or modification made to the product by the user or by unauthorized companies will cause the warranty to lapse.


The warranty does not extend to damages caused by inexperience or negligence in the use of the product or by bad or neglected maintenance.

### The products sold by us are covered by warranty with regard to the following conditions:

1	<i>The guarantee is valid for a period of twelve(12) or twenty- four (24) months depending on the type of buyer(juridical or private)</i>
2	<i>The manufacturer assumes the duty to replace at its discretion the parts malfunctioning or errors of fabrication, only after a careful check and confirmation of bad construction.</i>
3	<i>The costs of transport and/or shipment in case of the incorrect use of the warranty terms are always the buyers responsibility</i>
4	<i>During the warranty period the replaced components become the property of the manufacturer.</i>
5	<i>Only the original purchaser who has complied with the normal maintenance instructions contained in this manual, can benefit from the warranty. Our warranty liability expires the moment when: the original owner transfers the ownership of the product or changes have been made to it.</i>
6	<i>The warranty does not include damages deriving from excessive stress, for example; the use of the product after an anomaly , the use of unsuitable operating methods and the lack of observation of use and maintenance.</i>
7	<i>The manufacturer assumes no responsibility for any difficulties that may arise in resale or use abroad due to the provisions in force in the country where the product was sold.</i>
8	<i>The defective product must be delivered to the manufacturer for replacement; otherwise the replaced part will be charged to the purchaser..</i>

**Notice:** if it is deemed necessary to use the warranty, please indicate the following data:

1	Typology
2	Date of purchase (Presentation of the purchase document)
3	Detailed description of the problem



*FAILURE TO COMPLY WITH THE PROCEDURES AND USE OF THE PRODUCT DESCRIBED IN THE PRESENT DOCUMENTATION, IMPLIES THE EXPIRY OF THE WARRANTY TERMS.*

## GENERAL SAFETY RULES

### Attention

If part of the documentation should be even partially missing or illegible, consult WATER POWERED S.R.L. before carrying out any further operation with the toothbrush.

In this chapter there is a description of the general safety rules to be observed during any operation performed with the product. The intervention procedures, described in the following chapters, must be carried out respecting the methods of execution indicated and the general safety regulations of this chapter..

**Safety rules and charging procedures, use and maintenance procedures indicated in this document are also a compliment to the general safety rules that must be respected.**

Different nations may have different safety regulations. It should be noted that if the rules of the documentation were in conflict or reductive with respect to the rules of the nation in which the toothbrush is used, the norms of the nation will still have priority value on those of the documentation



### NOTE

*THE MANUFACTURER CAN NOT BE HELD RESPONSIBLE IN ANY CASE FOR ACCIDENTS OR DAMAGES DUE TO INAPPROPRIATE USE OF THE PRODUCT. AS WELL AS BY THE PARTIAL OR EVEN NON-OBSERVANCE OF THE SAFETY REGULATIONS AND INTERVENTION PROCEDURES DESCRIBED IN THE DOCUMENTATION.*

The non-observance of the rules of use and the methods of intervention , charge, use and maintenance of the toothbrush contained in the manual also determine the cancellation of the warranty terms.

### Safety rules

During the use of the toothbrush, incorrect operating situations can occur which may not be provided for in the documentation. These situations , completely anomalous, can sometimes be caused by environmental factors or from fortuitous failures not foreseeable by the manufacturer. If there is a problem during a phase of use of the product contact the manufacturer.

The manual must be kept by the person in charge of management, of maintenance and use of the toothbrush. In case of deterioration or loss, a complaint copy may be requested by the client to the manufacturer. We suggest that you keep a backup copy in a place where it cannot be damaged or lost.

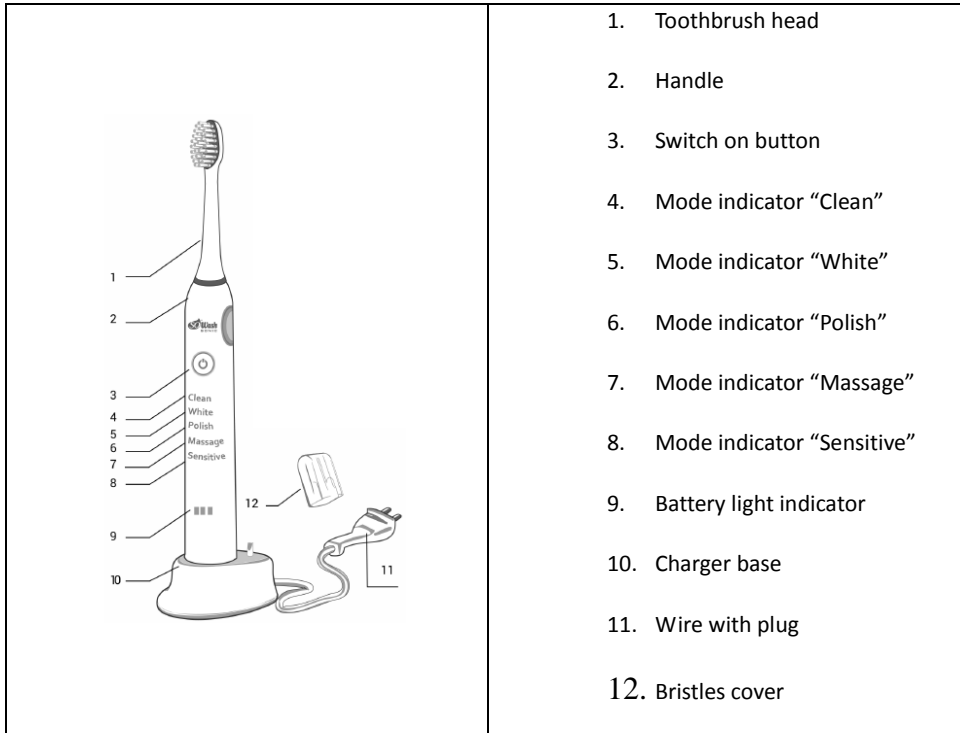


### ATTENTION

*SINCE IT WOULD BE IMPOSSIBLE TO DESCRIBE ALL THE OPERATIONS THAT SHOULD NOT OR CANNOT BE PERFORMED, WE BELIEVE THAT ALL OPERATIONS (DIFFERENT FROM NORMAL USE) WHICH ARE NOT EXPLICITLY DESCRIBED IN THE MANUAL SUPPLIED WITH THE PRODUCT, ARE TO BE CONSIDERED NOT FEASIBLE.*

## DESCRIPTION

The product described in the documentation is an electric toothbrush with sonic vibrations for dental hygiene, with an induction charging base, 4 toothbrush heads and 1 toothbrush cover included.



### Technical data

Power supply: 100-240V A.C. freq. 50/60 Hz. – 0.9-1.3 W

Dimension: 192 mm x 54 mm x 210 mm

Weight: 300 g

Protection degree: IPX7

Automatic shut off after 2 minutes, timer with 30 second intervals

Sound level: ≤ 65 dB

Indicator battery

Induction charger

Up to 1 month of use with a charge or 180 min. of continuous use

Battery: 14500 li-ion; 800mAh

5 modes of use:

- Clean: 31.000 vibrations per minute – oscillation 3mm
- White: 41.000 vibrations per minute - oscillation 6mm
- Polish: 48.000 vibrations per minute - oscillation 3mm
- Massage: 31.000 vibrations per minute - oscillation da 3 a 1mm
- Sensitive: 31.000 vibrations per minute - oscillation 2mm

### Unforeseen Uses

Not intended for use other than those described under DESCRIPTION.

IT IS PROHIBITED:

- The use of the product with an improper voltage supply that is not its own.
- The use of the product other than those indicated.
- To make any modifications to the product .

The re-use of any unit after putting the product out of service, relieves the manufacturer of any responsibility deriving of its use.

**NOTE**

*THE MANUFACTURER CANNOT BE HELD RESPONSIBLE IN ANY CASE FOR ACCIDENTS OR DAMAGES RESULTING FROM UNINTENDED USES OF THE PRODUCT. RESULTING FROM THE NEGLIGENCE ON THE BEHALF OF A USER. ANY UNFORSEEN USE OF THE PRODUCT , INVOLVES THE DECAY OF THE TERMS OF THE GUARANTEE.*

**Residual Risks**

During the design phase WATER POWERED S.R.L. has carried out an in-depth risk analysis on the toothbrush in question. From this analysis emerged risks that cannot be eliminated due to their nature. These risks have therefore been examined individually and indications on how to avoid them have been emphasized in this manual. It is therefore important that any user responsible for positioning, recharging, using and maintaining the toothbrush, has previously read the manual.

**NOTE**

*The manufacturer cannot be held responsible in any case for accidents or damages resulting from unintended uses of the product, as a result from negligence on the behalf of a user.*

In particular:

- It is absolutely forbidden to make any changes to the toothbrush. Any damage to people, animals or things deriving from the use of an inappropriately modified toothbrush by non- authorized personnel, relieves the manufacturer of any responsibility.
- Carefully conserve this manual, which is necessary for a correct and safe use of the product.
- In any case where the toothbrush presents structural damage such as protruding parts or sharp edges from an accidental fall making it dangerous, immediately to contact an authorized customer assistance and follow their indications.

**Important:**

- Do not wet the electrical connections with water or any other liquid (plug).
- It is necessary to follow the maintenance as described in the manual.
- The maintenance must be done following the instructions in the manual.

**OPERATIONS THAT POSE RISKS TO THE USER:**

In the commissioning operations , follow the general accident prevention regulations.

In particular:

- If tempering with any electrical parts, assure that they are not under electric voltage.
- Handle wires and plugs with dry hands.

During the planning phase, finalized solutions were adopted to ensure the use of the product in all its phases of use: transport, adjustments, activity and maintenance. However not all the possible risks to users and the environment have been eliminated, both for technological ( reliability of the devices) and management reasons (excessive difficulties of elimination ), consequently, any residual risks which may be present have been reported , example: electrocution, etc...

## **Section 3**

**Handling  
Connection  
How to use**

## UNWRAPPING INSTRUCTIONS

### ATTENTION:

The package may contain plastic bags, keep out of reach of children to avoid the risk of suffocation.

The toothbrush is supplied inside a cardboard box.

Inside the box you will find:

- n.1 A handle for the sonic toothbrush
- n.1 Charging base
- n.4 Toothbrush head with medium bristles
- n.1 Toothbrush cover
- n.1 User manual

## Handling

### Locations

It would be best to keep in mind some aspects before proceeding with the handling and use of the toothbrush. In particular, the following factors:

- The base of the charger must be placed in a position where it will not be cloaked by vapor, water or any other liquids. Do not place it near the tub or on the wash basin.
- Place it in on an open space.
- The room temperature for the storage of the toothbrush must be between 0°C and +40°C
- The toothbrush should be used at a room temperature between 0°C and +40°C
- Humidity conditions should be between 45% and 95%.

The toothbrush can only be used inside in order to respect the indicated factors above

Do not place the base of the charger near a television, monitor, computer, cell phones, magnetic bands /discs, appliances/medical devices etc.

People with a pacemaker must not use this device unless authorized by a doctor.

## Handling procedure

Seeing the size and weight of the product, it can be moved manually.

## POSITIONMENT OF THE BASE

### Preliminary checks

The socket that you use for the plug of the base for the toothbrush should follow all regulations including an automatic reset switch and a ground line.

All products are tested and developed by the manufacturer before shipment and delivery to the customer.

The product is designed, and tested to meet all the standards (look at the declaration of conformity), when properly connected.

If the charge, use and/or maintenance of the toothbrush are not in compliance with these regulations there may be an abnormal malfunction while in use, and create safety hazards. Any inappropriate use and maintenance will invalidate the terms of the warranty.

Use the product only with original base charger .

Keep the product, particularly the wire, away from heat sources.

If the wire is damaged , do not try to repair it , it must be substituted and you must suspend the use of the product.



## ATTENTION

*The product can be used only after the battery has been charged correctly.*

---

Before using the toothbrush in any way , completely remove any eventual protection from dust , humidity or any other material from packaging.

### Check for damage

Verify that all parts of the toothbrush and its accessories do not present physical damage as a result of an impact, tears or abrasions.

Check in particular:

- That there are no dents , indicating damage during delivery and its normal use.
- Verify that water has not entered , humidity or the formation of condensation . In any of these situations you must wait 30 minutes before following any operations

The illumination system (natural or / artificial ) in the location of the base and use of the toothbrush should secure the following minimum value of illumination: 200 lux

### Damage reporting procedure

If any damage is found, interrupt the procedure in progress and report the nature of the damages found to the customer support office of the manufacturer..

### Charging the battery



## NOTE

*The manufacturer cannot be held responsible in any case for accidents or damages consequent to the use of the product in an electrical supply system that does not comply with the legal requirements.*

You must completely charge the battery before its first use or/if you do not use the toothbrush for more than 3

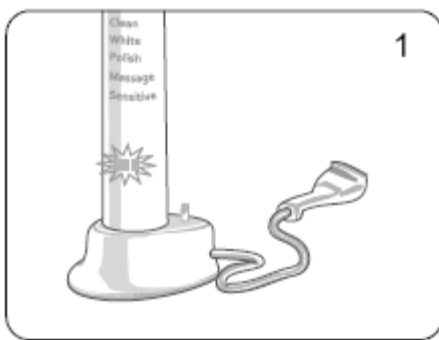


months. 24 hours would be necessary for a complete charge which would allow for a normal use of about 1 month (or 180 minutes of continuous use).

- Do not plug in the base of the charger if not completely dry..
- Once you have placed the base of the charger on a surface that can support the weight , plug it into the socket , paying particular attention that the wire is not pulling or that there are any obstacles which could risk damaging the wire.
- Make sure you have turned off the toothbrush before charging.
- At this point, to charge the toothbrush you can simply just place it on the base of the charger
- The flashing light indicator will turn on while in the process of charging
- You can now remove the toothbrush from the base and use it.

**ATTENTION:**

- **Remove the base of the plug by grabbing and pulling the plug and not the wire.**
- **Do not connect or disconnect the plug with wet hands.**



**How to use**

**ATTENTION:**

- This product is not intended for use by children or persons with limited physical, sensory or mental capabilities unless supplied with adequate assistance.
- Not indicated for children under 5 years old.
- If the toothbrush should fall, remove and insert the head on the handle again.
- If the toothbrush should be used with a toothpaste containing peroxide, soda or other bicarbonate , carefully clean the head and handle to avoid damaging the plastic parts.
- After any dental or gum intervention or the presence of any type of oral disturbances , contact your dentist before using the product.
- Do not use in case of open wounds on your tongue.
- Contact your dentist in the case of any pain or if the product is creating excessive bleeding or if you notice small amounts of bleeding after a week of use.
- Consult your doctor for any further doubts concerning the use of the product.
- Do not use in the case of any serious eye sicknesses, retinopathy or detachment of the retina.
- The product has a waterproof handle , but does not mean it can be used under water.
- Do not use in the case of a malfunction.

**SOLUTIONS FOR OTHER POSSIBLE PROBLEMS**

Should you experience unexpected anomalies of electromagnetic nature after you have charged or turned on the toothbrush, such as inability to communicate by phone or smartphone, follow these steps:

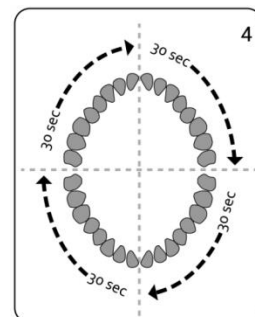
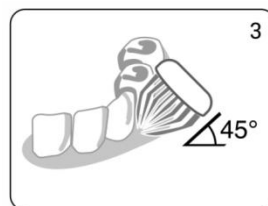
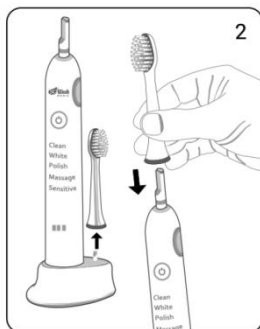
1. Turn it off.
2. Immediately contact the technical assistance.

Problem	Possible cause	Solution
---------	----------------	----------

The toothbrush is not working	You have just purchased the product or you have not used it for more than 3 months	Charge the battery for at least 24 Hrs.
The vibration is weak.	The pressure of the toothbrush on the teeth is excessive	Delicately place the toothbrush on the teeth.
The toothbrush only works for a short time after being charged	The battery has reached its life expectations	Contact customer service at <a href="mailto:customer@waterpowered.eu">customer@waterpowered.eu</a>
	The charging time was insufficient	Charge the battery for at least 24 Hrs.

**Instructions for use:**

- When the battery is charged , place the toothbrush head on the handle and apply the toothpaste (Attention : it is normal that there is a slight distance between the head and the handle).
- To avoid squirts, place the head on the teeth before turning the toothbrush on or off.
- Press the on button to turn on.
- Use modes – This toothbrush offers many different modalities for brushing of every need:
  - Clean – for an exceptional cleaning of the teeth;
  - White –removes superficial stains , bacteria and microscopic plaque;
  - Polish – removes 2 times more plaque;
  - Massage – A delicate stimulation of the gums , repetitive vibration cycle from strong to weak;
  - Sensitive – Accurate but delicate cleaning for sensitive areas;
  - Brushing: If you press the on button after 5 seconds (when the battery light is off) The toothbrush will turn off.
  - The toothbrush can be turned on with the last modality mode.
- **BRUSHING:**
  - To obtain best results, direct the brush head along the gum line at a 45 degree angle (fig.3).
  - Now applying a light pressure, slowly move forward and downward.
  - Brushing one or two teeth at a time ,holding the brush head in place for a few seconds against each tooth.
  - **Quad Timer:** there is a brief interruption of the vibration every 30 seconds as a reminder to proceed to the cleaning of the next quadrant of the mouth (fig. 4).
  - **Auto Timer:** The toothbrush will automatically turn off after 2 minutes of function.



**Tooth brush cleaning after use:**

At the end of each use it is necessary to clean the brush from any eventual accumulation of residue or toothpaste which could deposit on the outer part or on the bristles of the head. For a correct cleaning you can rub the parts with your finger under a stream of water. Do not immerse the toothbrush in water to clean it . It is advised to remove the head from the handle and rinse it under a jet of water.

Advice: For a complete hygiene of the teeth you should combine the daily use of the toothbrush sonico with the use of the hydro-jet or dental floss to remove plaque in the more difficult to reach spots.

# **Section 4**

**Maintenance**

**Disposal**

## MAINTENANCE

### Safety

Any type of cleaning or physical maintenance, must always be done with the product removed from the base of the charger. In order to follow such procedures , strictly follow the instructions written in this manual.

The illumination system (natural or artificial) in the area where you are effecting maintenance must assure the following minimum value of illumination : 200 lux



### DANGER

*Disconnect the charging base from the main power source before carrying out any cleaning or physical maintenance on it.*



---

For any maintenance and cleaning operations, in addition to the instructions contained in this manual, the general safety regulations and occupational safety regulations must be respected in the place where these operations are carried out.



### ATTENTION

*It is forbidden to access the internal parts of the product. There are no maintenance plans to dismantle the toothbrush. Maintenance of internal parts can only be performed by a qualified electrician.*

---

### Periodic Maintenance

It is necessary to periodically replace the head of the toothbrush, which is a component of the toothbrush subject to wear. We suggest substituting it every 3 months and every time it may result damaged or worn.

Clean the base of the charger periodically with a dry cloth ,only once you have unplugged it.

### SPECIAL MAINTENANCE

Special maintenance is required in case of malfunctions or breaking, an unexpected accident or inappropriate use of the product.

Issues that can arise from time to time that are completely unpredictable and therefore it is not possible to describe appropriate intervention procedures for all.

If necessary, consult the technical service of the manufacturer to receive instructions that are appropriate to the situation.

All interventions, mechanical and electrical, ordinary or special, must in any case be carried out by a specialized and authorized personnel.

## OUT OF SERVICE

### Deactivation of the product

The toothbrush is produced and built according to criteria of strength, durability and flexibility which allow it to be used for many years. Once the end of its technical and operational life has been reached, it must be put out of service in conditions that it can no longer be used for the purposes for which it was originally designed and built, making it possible to re-use the raw materials that make it up.



### NOTE

*THE MANUFACTURER DOES NOT ASSUME ANY RESPONSIBILITY FOR DAMAGES TO PEOPLE OR THINGS DERIVING FROM THE REUSE OF SINGLE PARTS OF THE PRODUCT FOR FUNCTIONS OR IN ASSEMBLY OF CONFIGURATIONS DIFFERENT FROM THE ORIGINAL ONE. THE MANUFACTURING COMPANY REJECTS ANY ACKNOWLEDGMENT, IMPLICIT OR EXPLICIT, OF SUITABILITY FOR SPECIFIC PURPOSES OF PARTS OF THE PRODUCT REUSED AFTER THE FINAL DEACTIVATION IN VIEW OF ITS DISPOSAL.*

---

## DISPOSAL

The possibility of reusing any parts of the product is subordinated to the complete responsibility of the user.

On the label you will find the symbol indicated by the legislative Decree n.49 of March 14 2014 acknowledging the regulation 2012/19/UE, in which indicates the necessity to dispose the product in the differentiated waste disposal, specifically in the electric and electronic waste bin.



### NOTE

*THE MANUFACTURER IS IN NO WAY RESPONSIBLE FOR DAMAGE CAUSED BY THE PRODUCT IF NOT USED IN ITS FULL VERSION AND FOR THE USES AND MODES OF USE SPECIFIED IN THIS MANUAL.*

*THE MANUFACTURER IS IN NO WAY RESPONSIBLE FOR ANY DAMAGE TO PERSONS OR PROPERTY RESULTING FROM THE RECOVERY OF PARTS OF THE PRODUCT USED AFTER ITS DISPOSAL.*

## Declaration of conformity

Water Powered srl declares that this device is in conformity with the essential requirements and relevant provisions of the following directives and standards:

- Directive 2014/35/UE know as "Low voltage directive"
- Directive 2014/30/UE know as "Electromagnetic compatibility directive"
- Directive 2011/65/CE know as "RoHS"
- Directive 2012/19/UE know as "RAEE"
- Directive 2001/95/CE know as "General product safety"
- IEC 61882:2016 method of risk analysis according to the method HAZOP
- EN 55014-1:2006 + A1:2009 + A2:2011 EN 61000-3-2:2014
- EN 61000-3-3:2013
- EN 55014-2:1997 + A1:2001 + A2:2008
- EN 60335-2-52:2003 + A1:2008 + A11:2010
- EN 60335-1:2012 + A11:2014
- EN 62233:2008

It is possible to download the Declaration of conformity from [www.sowash.it](http://www.sowash.it). If it is not possible to download the documentation from the web site, you can request it directly at Water Powered srl.

...

For any clarification or information please visit [www.sowash.it](http://www.sowash.it) or contact customer care via email at [customer@waterpowered.eu](mailto:customer@waterpowered.eu) (or [support@waterpowered.us](mailto:support@waterpowered.us) - USA and Canada only).

