



MANUAL FOR USE and MAINTENANCE

Toothbrush head for SoWash Sonic toothbrush SWSO10001 – mod. SWSO10002 – Rev. 00-04/2018

INTRODUCTION

Detailed warranty terms and conditions of this product can be found in the complete manual of the SoWash sonic toothbrush available on our website www.sowash.it.

DESCRIPTION

The product described in this document is a replacement head for the sonic SoWash toothbrush model SWSO10001. The package contains four medium bristle heads with colored rings.

PRODUCT DETAIL

Size: 8x1.5cm

Weight: 5g

IMPROPER USE

Use this product only for its intended use as described in the DESCRIPTION paragraph.

It is strictly prohibited to:

- Use the product with toothbrushes other than those indicated.
- Use the product for anything other than the intended use.
- Modify the product.

RESIDUAL RISKS

- Any changes or modifications made to the toothbrush head are strictly forbidden. Damage to people, animals or things caused by the improper modification or use relieves the distributors and manufacturer of any responsibility.
- Save these instructions for a correct use of this product.
- If the external structure of the toothbrush head has sharp edges caused by accidental collision making it dangerous, contact the authorized assistance and follow their instructions.
- Do not replace the toothbrush head while the battery is charging.

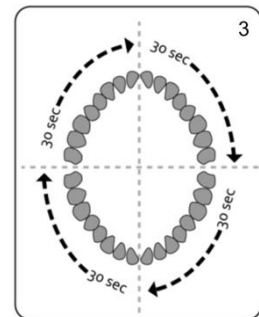
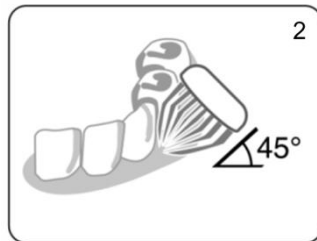
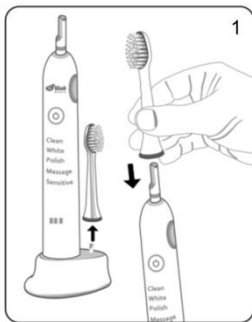
STORAGE

Keep the toothbrush heads inside their original package before use. Store the toothbrush heads in a dry and clean environment away from atmospheric agents, corrosive substances, flames and direct sunlight.



USE

- When the battery is charged , place the toothbrush head on the handle and apply the toothpaste (fig.1 - Attention : it is normal that there is a slight distance between the head and the handle).
- To avoid squirts, place the head on the teeth before turning the toothbrush on or off.
- Brushing:
 - To obtain best results, direct the brush head along the gum line at a 45 degree angle (fig.2).
 - Now applying a light pressure, slowly move forward and downward.
 - Brushing one or two teeth at a time ,holding the brush head in place for a few seconds against each tooth.
 - Quad Timer: there is a brief interruption of the vibration every 30 seconds as a reminder to proceed to the cleaning of the next quadrant of the mouth (fig. 3).



ATTENTION:

- This product is not intended for use by children or persons with limited physical, sensory or mental capabilities unless supplied with adequate assistance.
- Not indicated for children under 5 years old.
- If the toothbrush should fall, detach twice and insert the head on the handle again.
- If the toothbrush should be used with a toothpaste containing peroxide, soda or other bicarbonate , carefully clean the head and handle to avoid damaging the plastic parts.
- After any dental or gum intervention or the presence of any type of oral disturbances , contact your dentist before using the product.
- Do not use in case of open wounds on your tongue.
- Contact your dentist in the case of any pain or if the product is creating excessive bleeding or if you notice small amounts of bleeding after a week of use.
- Consult your doctor for any further doubts concerning the use of the product.
- Do not use in the case of any serious eye sicknesses, retinopathy or detachment of the retina.
- Do not use in the case of a malfunction.
- Contains small parts – keep away from children.
- Before use, read user manual of SoWash Sonic toothbrush (mod. SWSO10001).

CLEANING POST USE

After each use, clean the toothbrush head from accumulated dirt and toothpaste that may deposit on the external surface and bristles. To perform this operation, rub the parts with your fingers under running water. Removing the toothbrush head from the handle is advised.

REPLACEMENT CRITERIA

Periodic replacement of the toothbrush head is necessary as it is subject to wear. We recommend substitution every three months or whenever damaged or worn.



DISPOSAL

Reuse of the components of this product is solely under the responsibility of the user. Disposal must be in compliance with the rules and regulations regarding unsorted waste in place in your area and or territory.

Declaration of conformity

Water Powered srl declares that this device is in conformity with the essential requirements and relevant provisions of the following directives and standards:

- Directive 2014/35/UE know as "Low voltage directive"
- Directive 2014/30/UE know as "Electromagnetic compatibility directive"
- Directive 2011/65/CE know as "RoHS"
- Directive 2001/95/CE know as "General product safety"
- IEC 61882:2016 method of risk analysis according to the HAZOP method

It is possible to download the Declaration of conformity from www.sowash.it. If it is not possible to download the documentation from the web site, you can request it directly at Water Powered srl.

...

For any clarification or information please visit www.sowash.it or contact customer care via email at customer@waterpowered.eu (or support@waterpowered.us - USA and Canada only).

